

YTL HOSPITALITY REIT



Third Quarter FY2021 Financial Results

28 May 2021

FINANCIAL

HIGHLIGHTS

- Income available for distribution of RM19.0 million, -44.2% q-o-q due to the COVID-19 pandemic - rental variations (deferment) for properties in Malaysia and Japan and weaker performances from the properties in Australia

CAPITAL

MANAGEMENT

- Average interest rates for the quarter
 - Borrowings in Ringgit Malaysia: 4.2%
 - Borrowings in Australian Dollar (AUD): 2.0%
 - Borrowings in Japanese Yen: 0.8%
- Debt headroom of ~RM1,865 million for acquisitions (based on temporary 60% leverage limit permitted until Dec 2022 due to the COVID-19 pandemic)

PORTFOLIO

MANAGEMENT

- Properties in Malaysia and Japan under master leases
- Properties in Australia (3Q FY2021 vs 3Q FY2020)
 - Average Occupancy Rate: 48.7% vs 69.9%
 - ADR: AUD152 vs AUD271
 - RevPAR: AUD74 vs AUD189
- Properties in Australia (3Q FY2021 vs 2Q FY2021)
 - Average Occupancy Rate: 48.7% vs 58.0%
 - ADR: AUD152 vs AUD126
 - RevPAR: AUD74 vs AUD73
- Melbourne Marriott Renovation Capex (Planned): AUD3 million



1

Financial performance 3Q FY2021

FINANCIAL PERFORMANCE: 3Q FY2021

YTL HOSPITALITY REIT

	3Q FY2021	3Q FY2020	Change
Total Revenue	79.0	104.9	(24.6%)
- Hotel Revenue (Management Contracts)	35.3	62.7	(43.8%) ⁽¹⁾
- Lease Rental (Master Leases)	43.8 ⁽²⁾	42.1	+ 3.9%
Net Property Income (NPI)	48.4	57.2	(15.3%)
- Management Contracts	7.5	17.9	(58.4%) ⁽¹⁾
- Master Leases	41.0 ⁽²⁾	39.2	+ 4.4%
Income available for distribution	19.0	34.0	(44.2%)

Notes:

(1) Decreased mainly due to the impact of COVID-19 pandemic since February 2020 .

(2) MFRS16 Leases recognises the lease income on a straight line basis over the tenure of the lease notwithstanding the rental variations.

All figures in RM million unless indicated otherwise.

STATEMENT OF FINANCIAL POSITION

YTL HOSPITALITY REIT

RM ('000)	As at 31 March 2021 (Unaudited)	As at 30 June 2020 (Audited)	Change
Investment properties	2,717,780	2,747,190	(1.1%)
Property, plant and equipment	1,835,417	1,750,176	+ 4.9%
Cash & cash equivalents	98,735	145,908	(32.3%)
Other assets	108,101	50,262	+ 115.1% ⁽¹⁾
Total Assets	4,760,033	4,693,536	+ 1.4%
Borrowings	2,097,256	2,036,559	+ 3.0%
Other liabilities	46,515	101,078	(54.0%) ⁽²⁾
Total Liabilities	2,143,771	2,137,637	+ 0.3%
Net Asset Value (NAV)	2,616,262 ⁽³⁾	2,555,899	+ 2.4%
Number of units in circulation ('000)	1,704,389	1,704,389	-
NAV per unit (RM)	1.535 ⁽³⁾	1.500	+ 2.4%

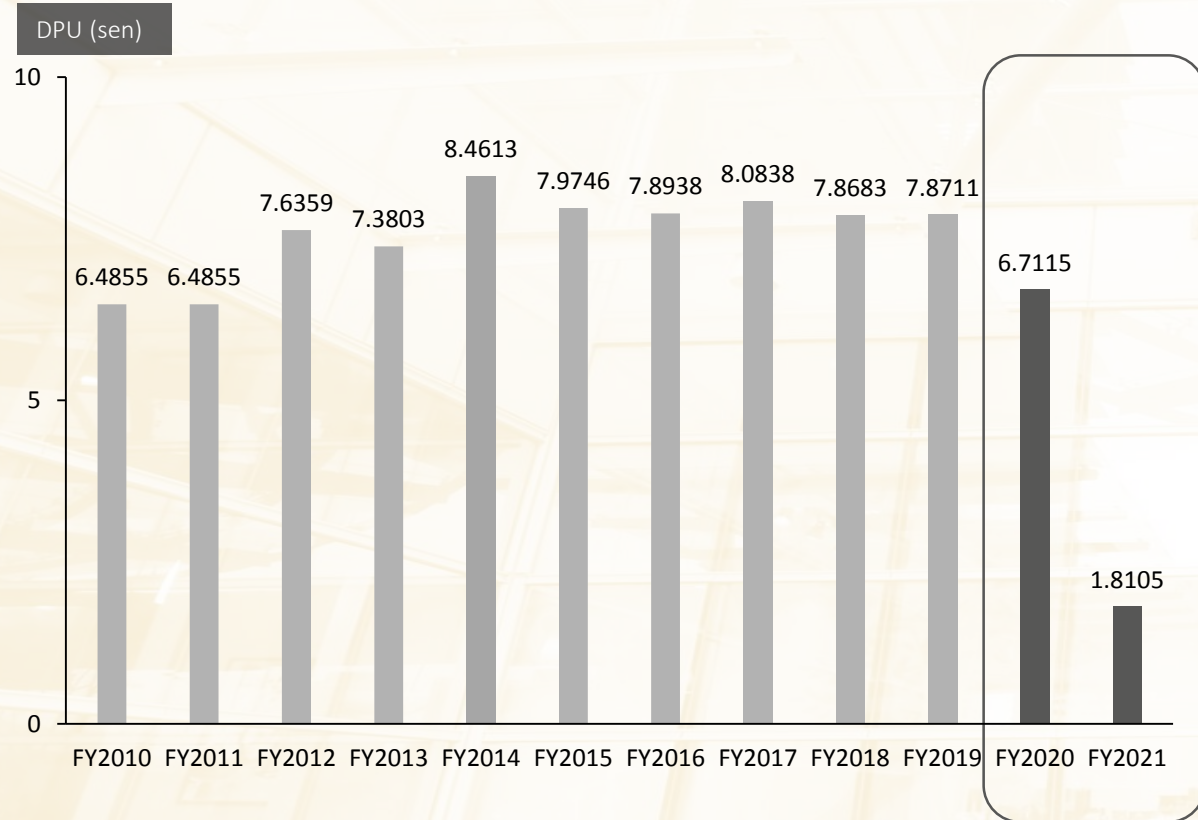
Notes:

(1) Increased mainly due to recognition of accrued lease income consequent to rental variations under MFRS16 Leases.

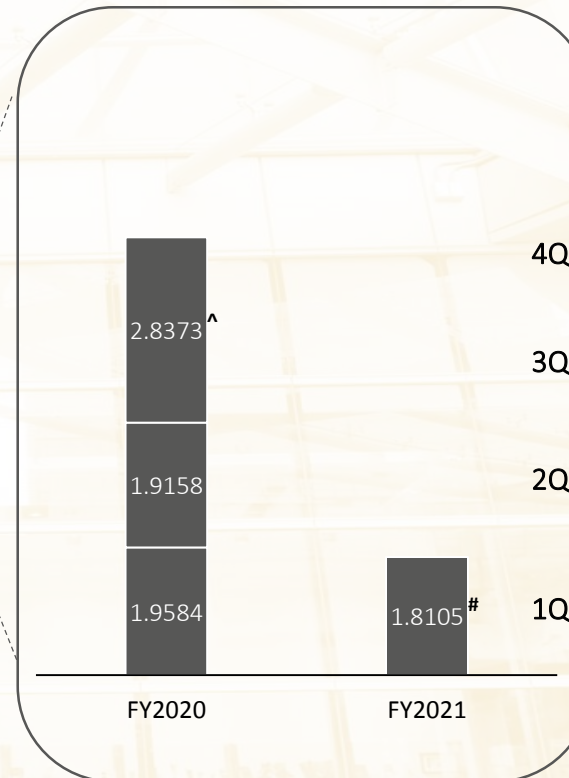
(2) Decreased mainly due to no income distribution declared for the current financial quarter.

(3) After total income distribution of RM30.9 million in respect of 1H FY2021.

Total DPU



Quarterly Breakdown



	FY2020	FY2021
Cumulative	114.4	30.9
4Q	48.4 [^]	-
3Q	-	-
2Q	32.7	30.9 [#]
1Q	33.4	-

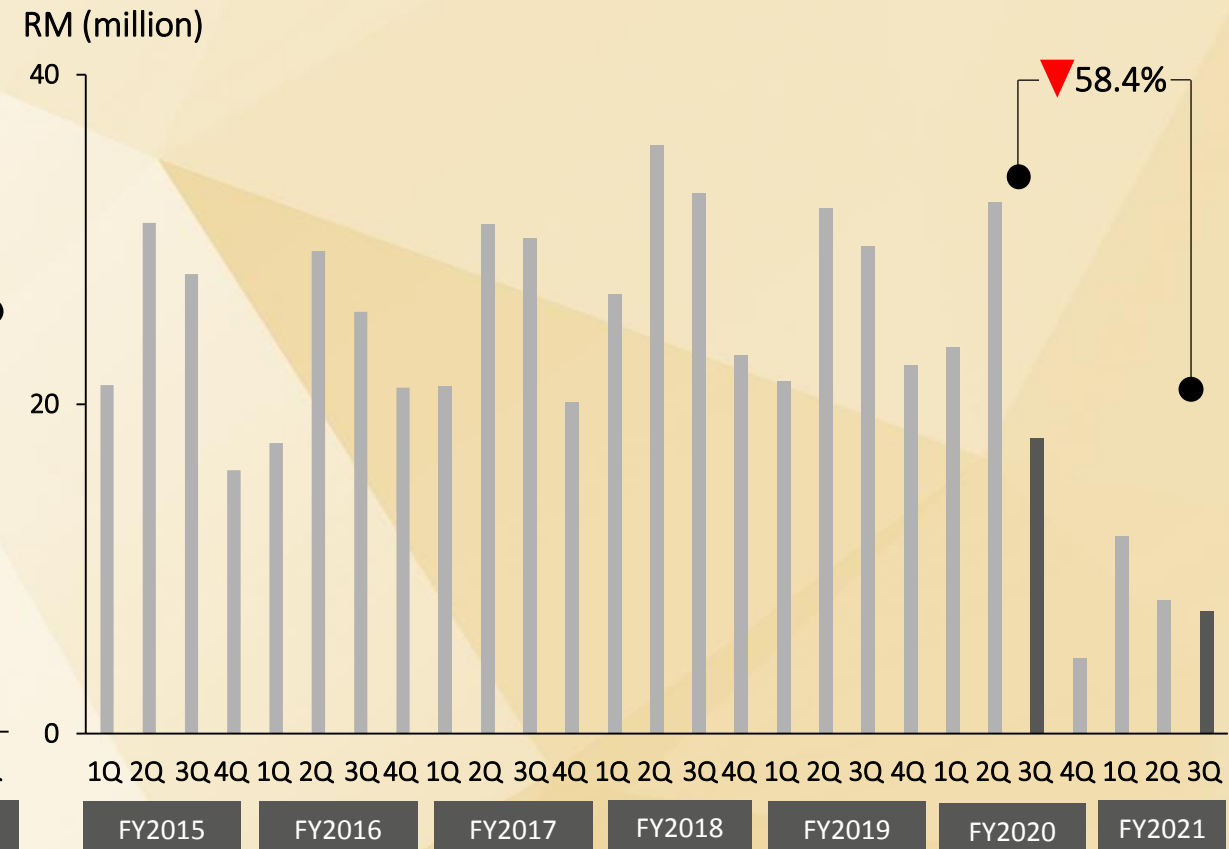
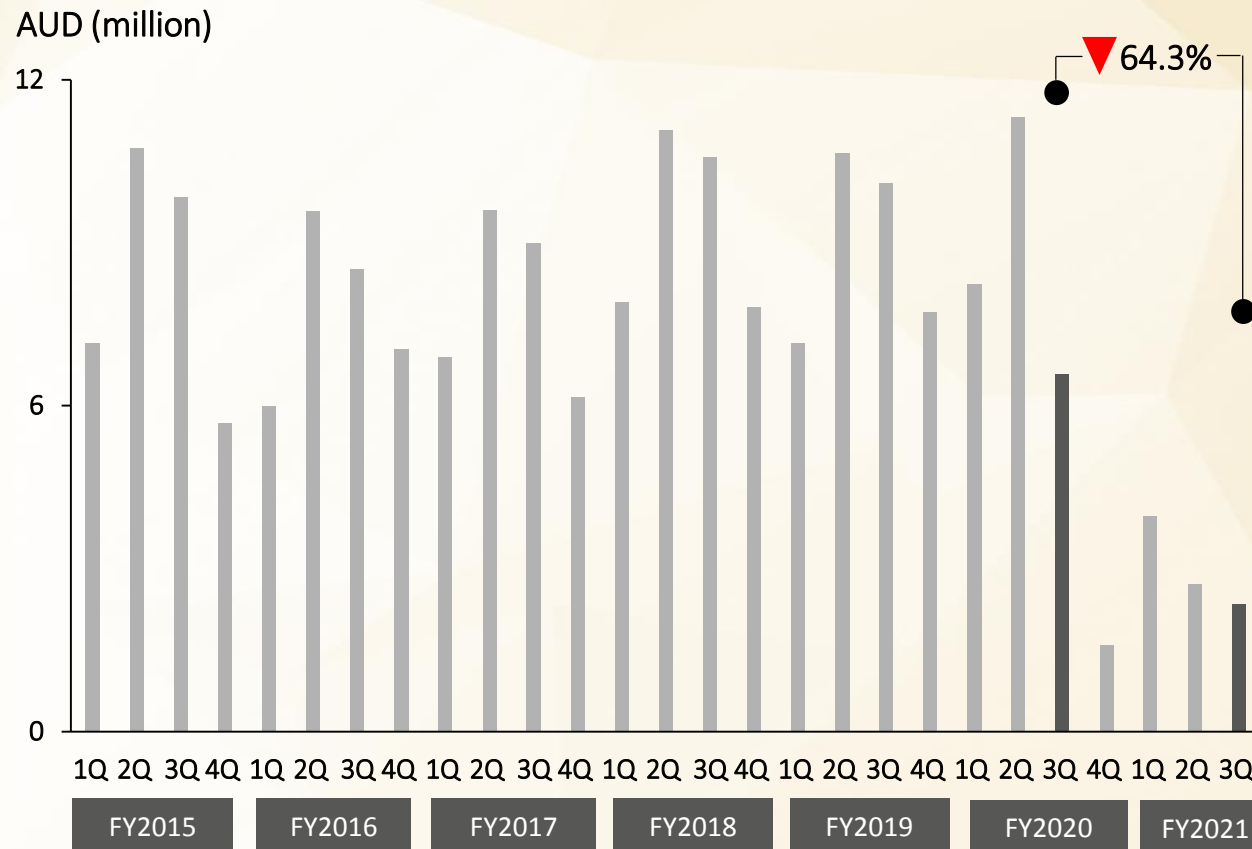
* In RM million

Notes:

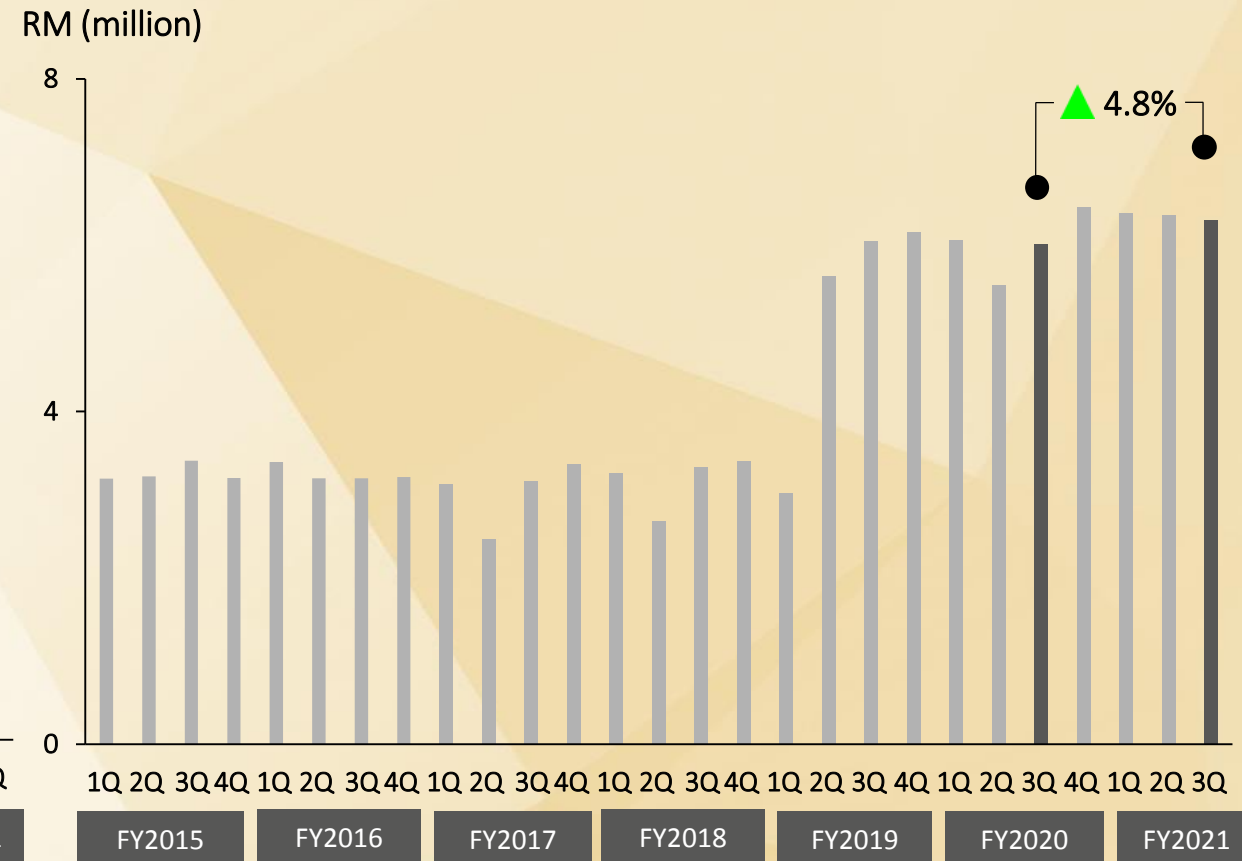
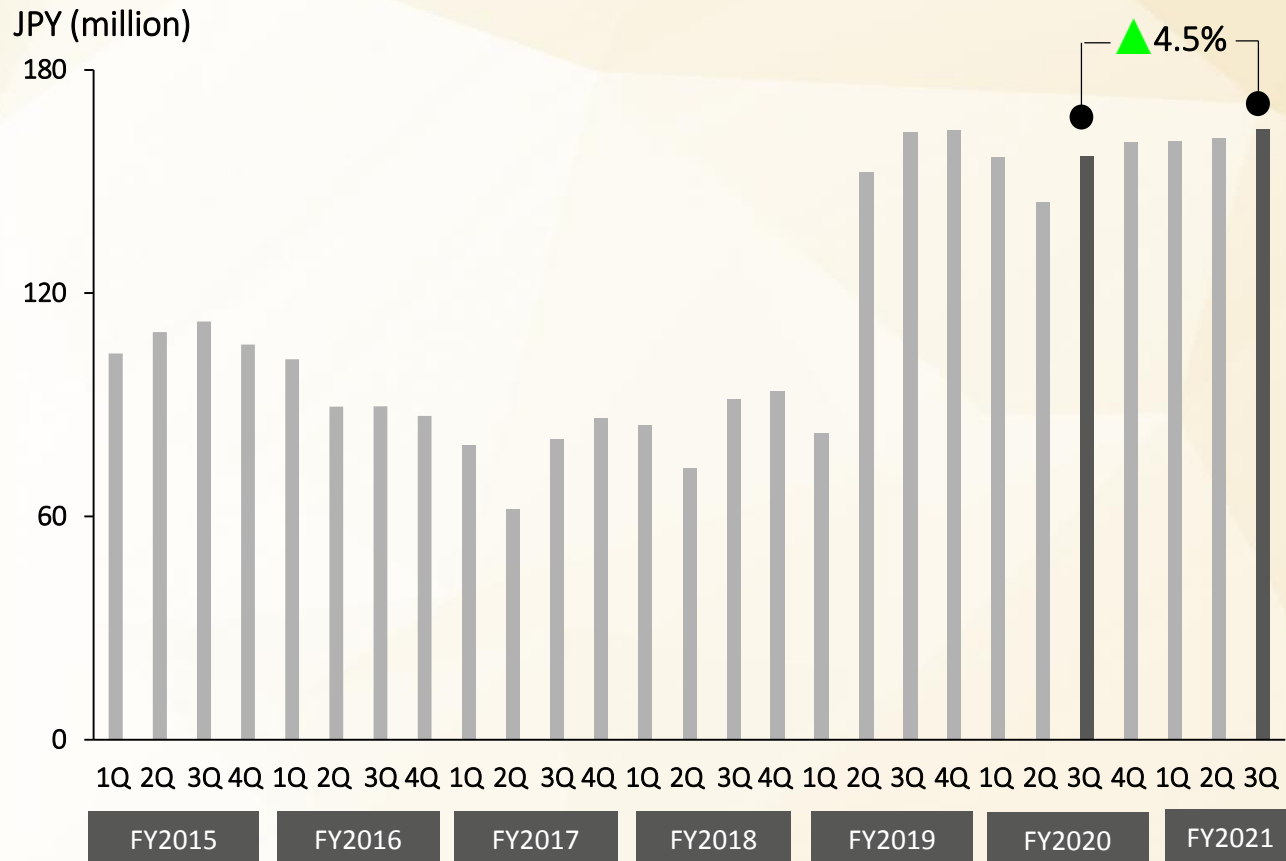
1. Quarterly distributions commenced during the financial year ended 30 June 2014. Change of income distribution frequency from quarterly to semi-annually distributions effective the financial quarter ended 31 March 2020.
 2. DPUs subsequent to the issuance of 380,000,000 new placement units on 16 December 2016 are based on the enlarged number of units in issue.
- [^] Income distribution for 6 months period from 1 January 2020 to 30 June 2020.
[#] Income distribution for 6 months period from 1 July 2020 to 31 December 2020.

NPI FOR AUSTRALIA IN AUD AND RM

NPI in RM impacted by the foreign exchange effects of the stronger AUD relative to RM

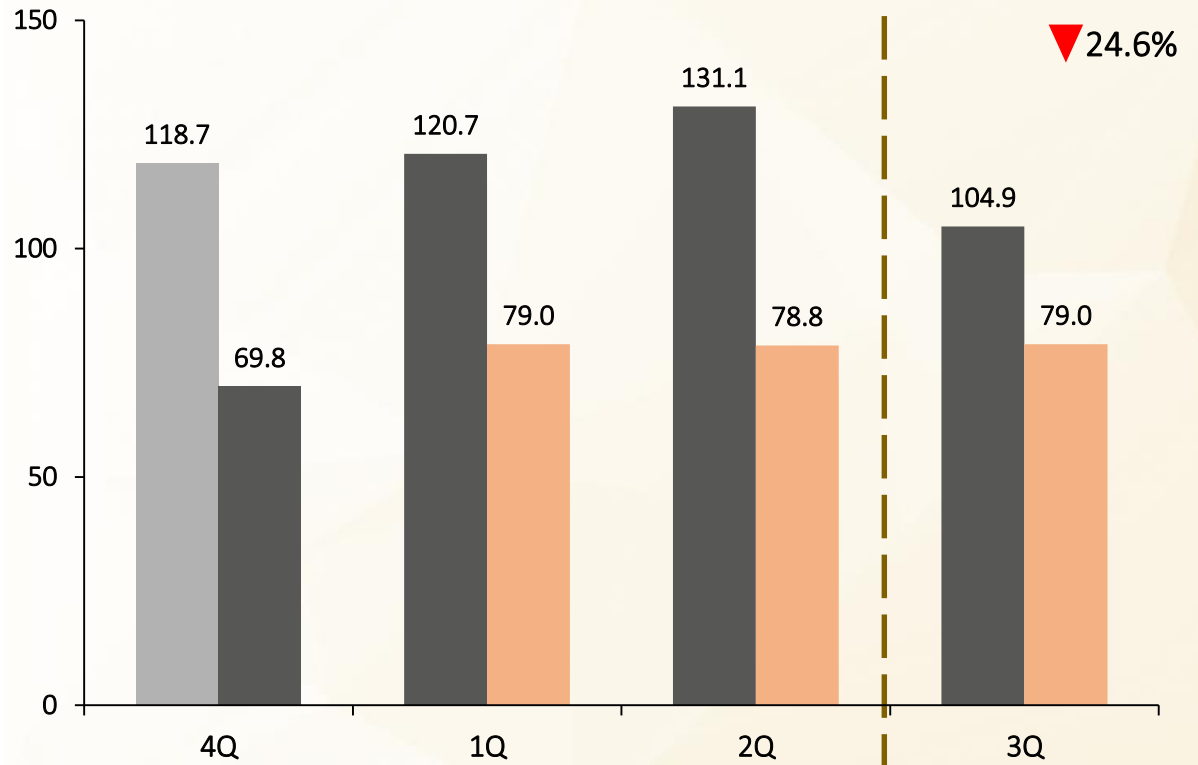


NPI in RM impacted by the foreign exchange effects of the stronger JPY relative to RM



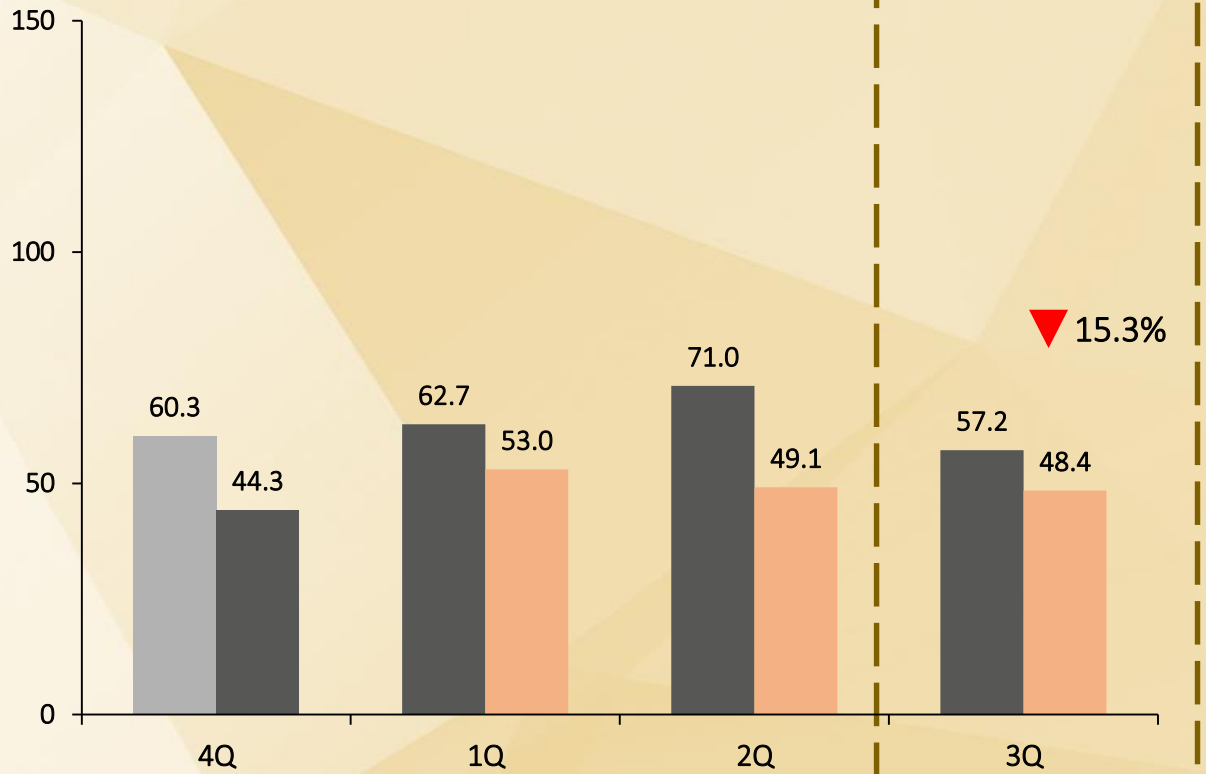
TOTAL revenue

RM (million)



NET property income

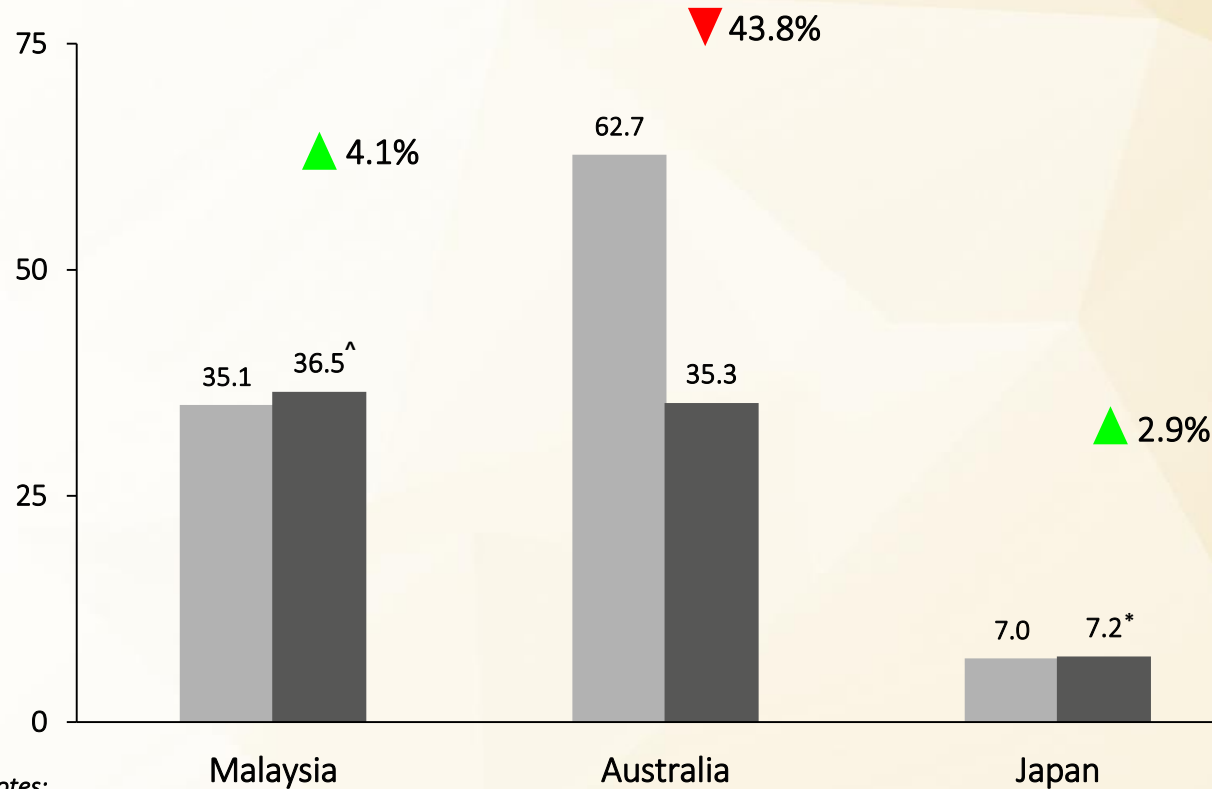
RM (million)



FY2019 FY2020 FY2021

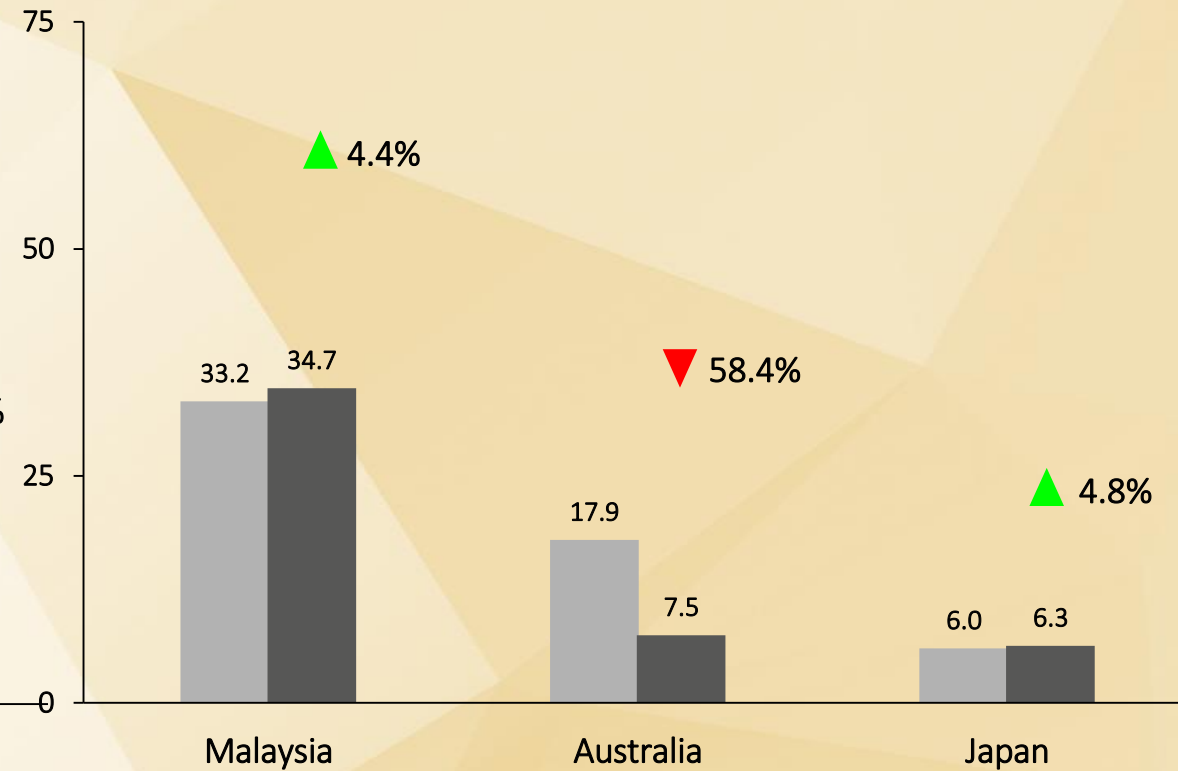
TOTAL revenue

RM (million)



NET property income

RM (million)

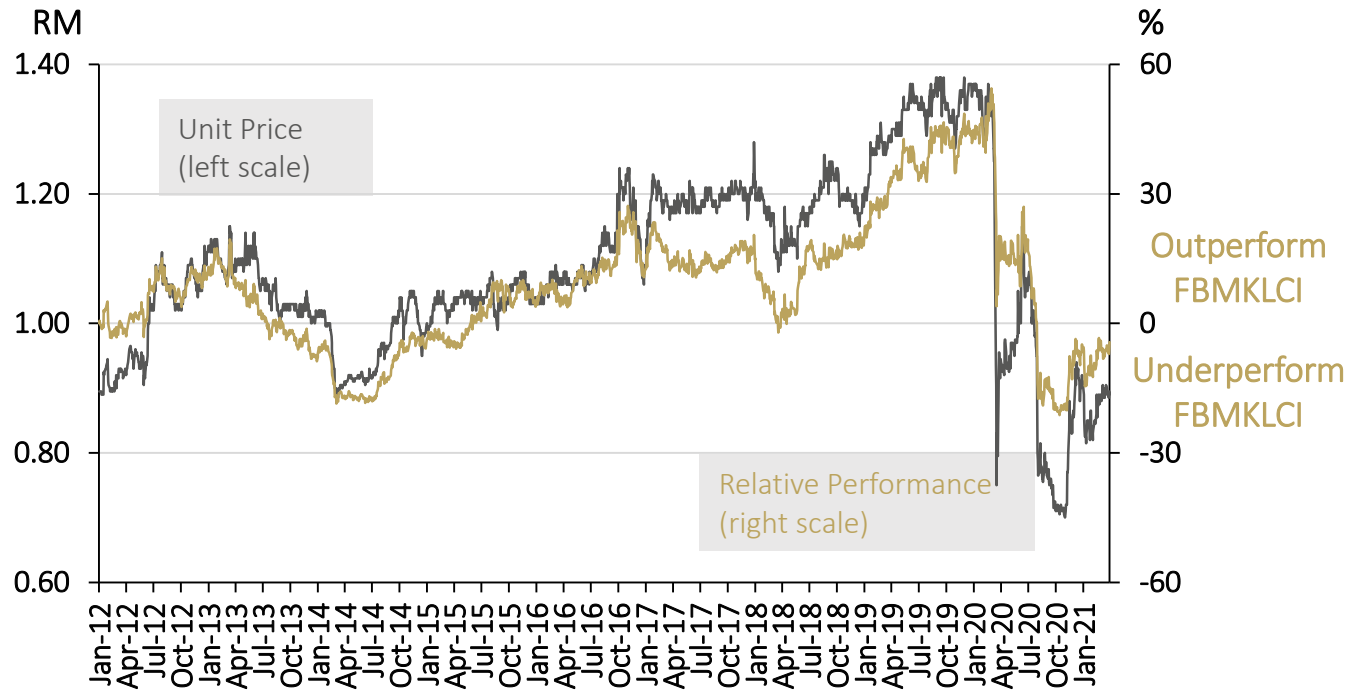


Notes:

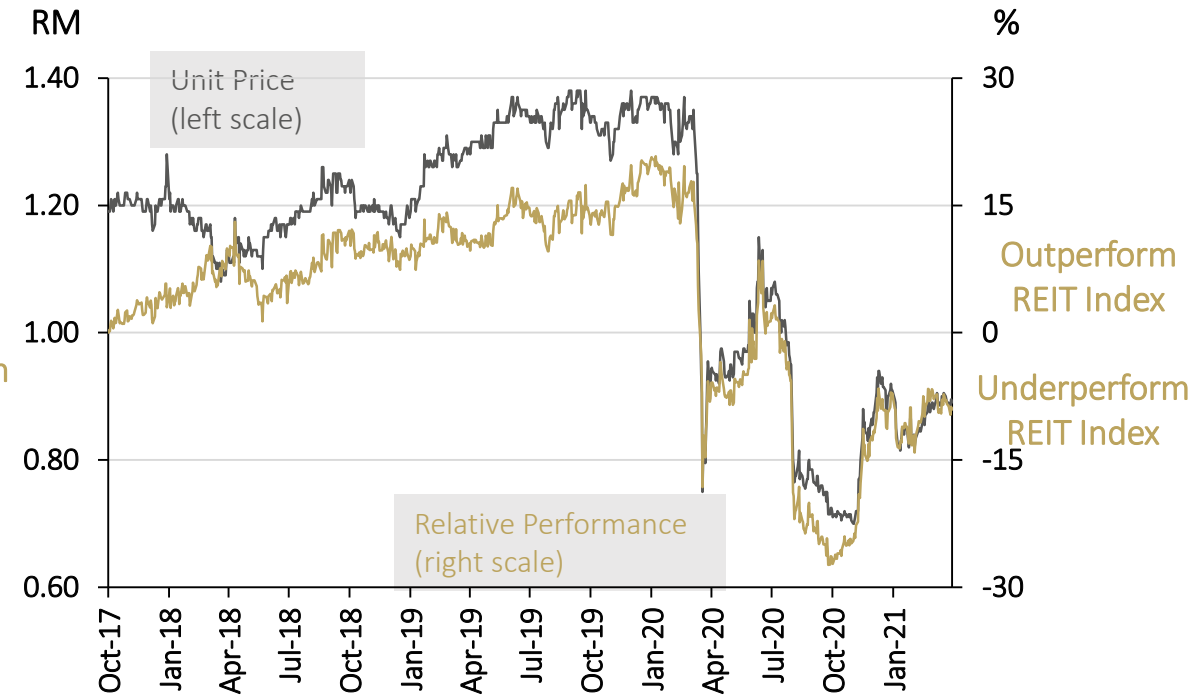
[^] Includes accrued lease income of RM18.727 million pursuant to rental variations.

^{*} Includes accrued lease income of RM2.191 million pursuant to rental variations.

YTL Hospitality REIT's
Unit Price Movement & Relative Performance to FBMKLCI
(1 January 2012 to 31 March 2021)



YTL Hospitality REIT's
Unit Price Movement & Relative Performance to REIT Index
(1 October 2017 to 31 March 2021)



TRADING STATISTIC

Closing price ⁽¹⁾	RM0.89
Market Cap (RM) ⁽¹⁾	RM1,517 mil
Units issued ⁽¹⁾	1,704,388,889
Average daily traded volume for 3Q FY2021 ('000 units) ⁽²⁾	799.5

Source: Bloomberg

Notes:

(1) As at 31 March 2021.

(2) For the quarter ended 31 March 2021.



2

Financial performances: 9 months ended
31 March 2021 (YTD FY2021)

FINANCIAL PERFORMANCES: 9 MONTHS ENDED 31 MAR 2021 (YTD FY2021)

YTL HOSPITALITY REIT

1 July - 31 March	YTD FY2021	YTD FY2020	Change
Total Revenue	236.9	356.7	(33.6%)
- Hotel Revenue (Management Contracts)	105.4	230.3	(54.2%) ⁽¹⁾
- Lease Rental (Master Leases)	131.5 ⁽²⁾	126.4	+ 4.0%
Net Property Income (NPI)	150.6	190.9	(21.2%)
- Management Contracts	27.5	73.7	(62.6%) ⁽¹⁾
- Master Leases	123.0 ⁽²⁾	117.3	+ 4.9%
Income available for distribution	53.3	100.1	(46.7%)
Income distribution ⁽³⁾	30.9	66.0	(53.3%)
- from current year ⁽³⁾	30.9	66.0	(53.3%)
Distribution per unit (DPU)⁽³⁾ (sen)	1.8105	3.8742	(53.3%)
Payout ratio (%) ⁽³⁾	57.9	66.0	(8.1 pp*)

* pp = change in percentage points

Notes:

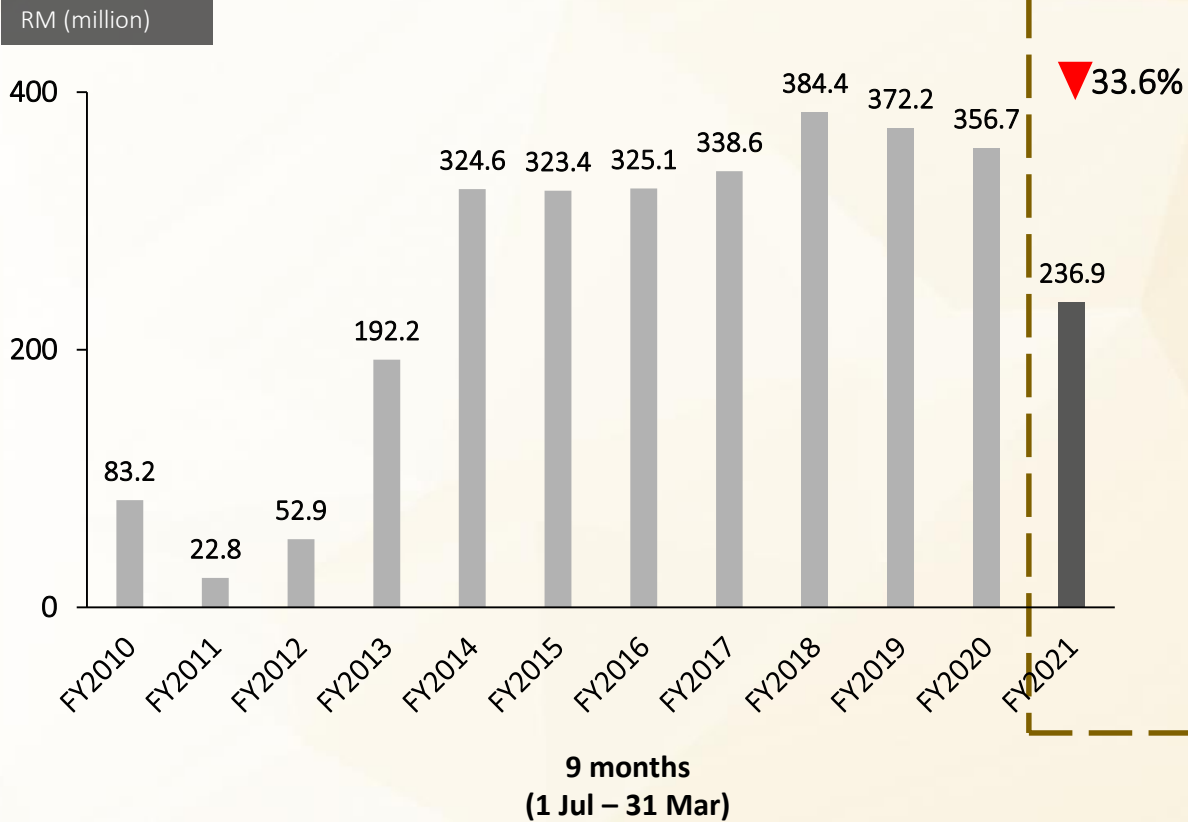
(1) Decreased mainly due to the impact of COVID-19 pandemic since February 2020.

(2) MFRS16 Leases recognises the lease income on a straight line basis over the tenure of the lease notwithstanding the rental variations.

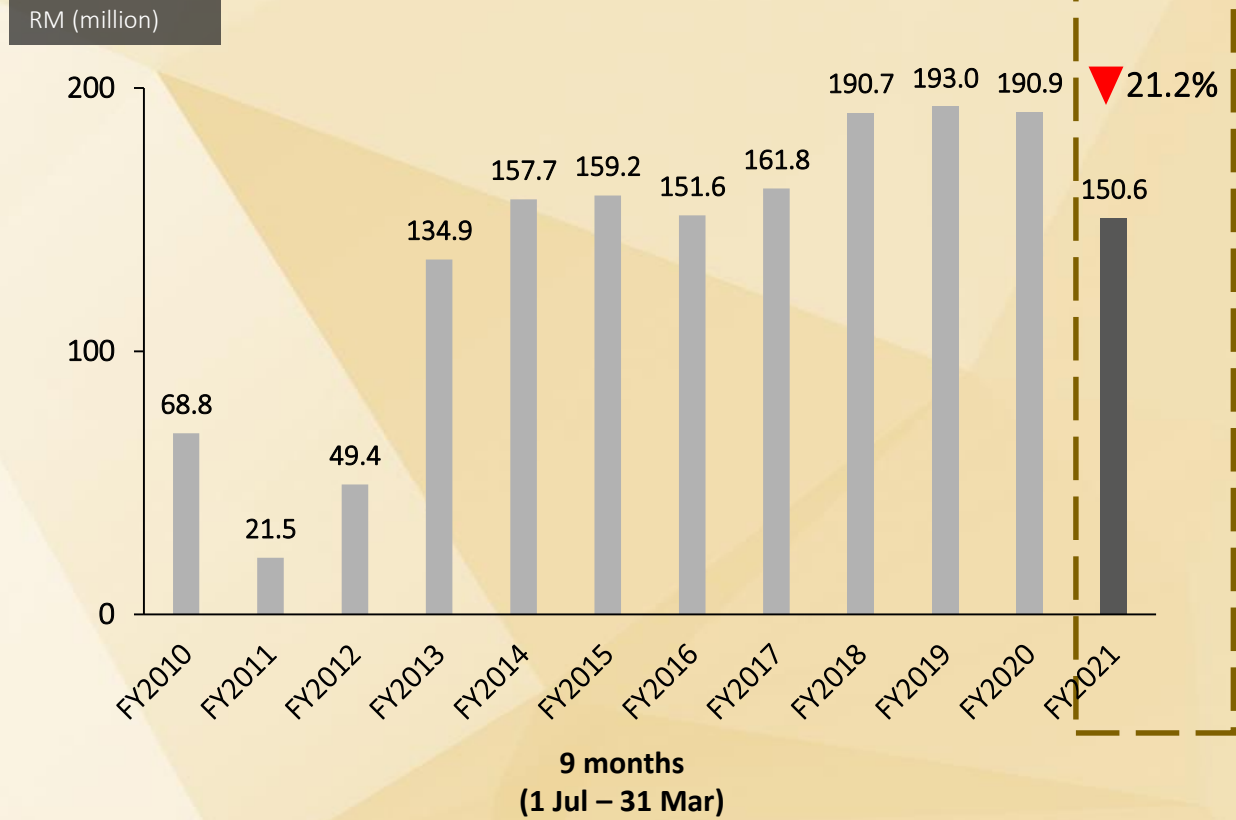
(3) Income distribution for 6 months period from 1 July to 30 June.

9 MONTHS (1 JUL-31 MAR) FINANCIAL PERFORMANCES

TOTAL revenue



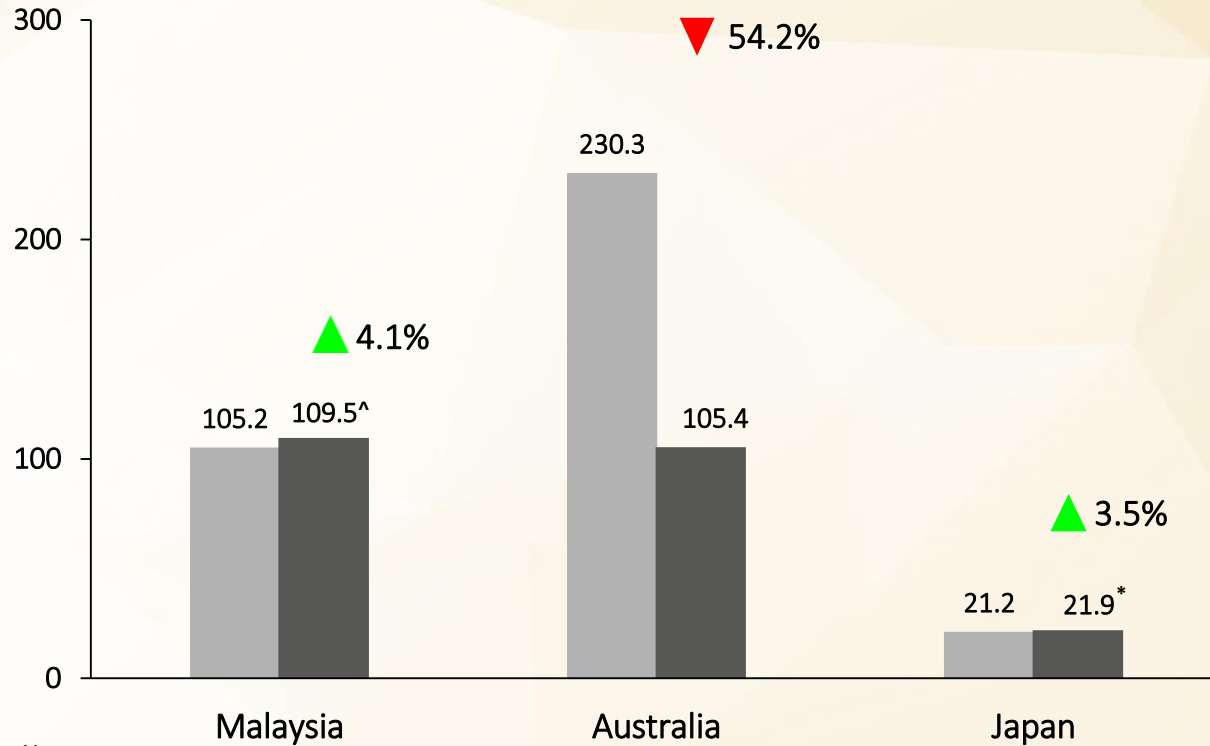
NET property income



9 MONTHS (1 JUL-31 MAR) FINANCIAL PERFORMANCES BY COUNTRY

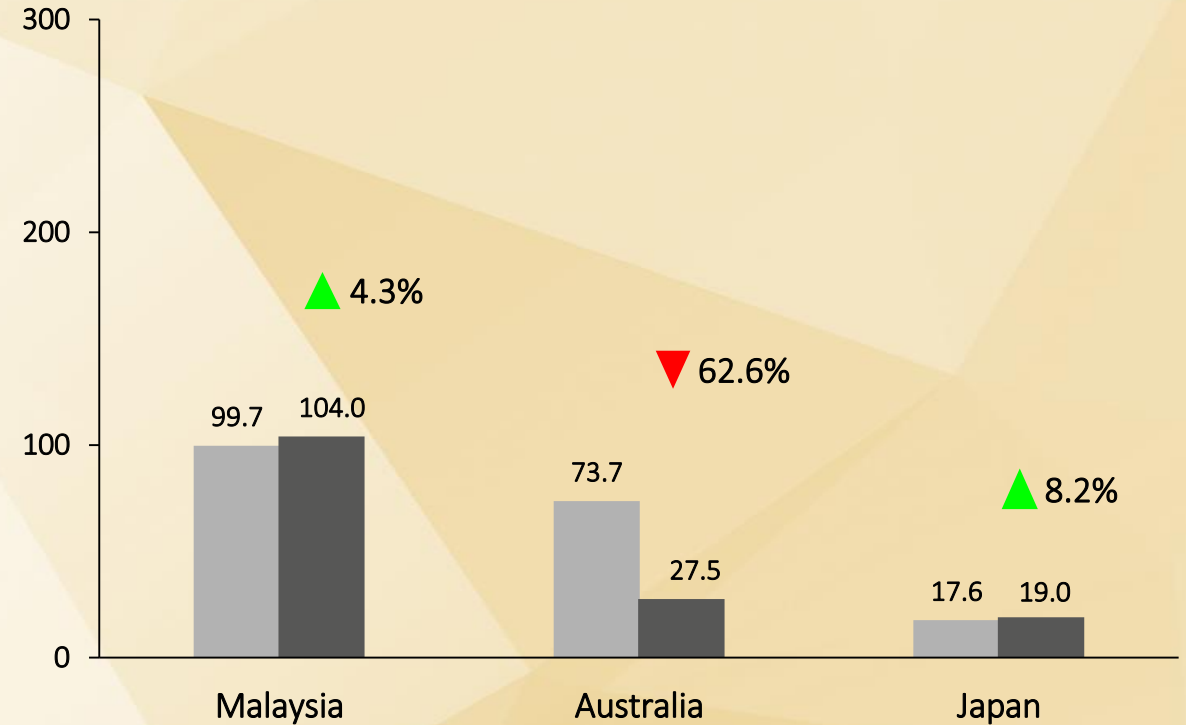
TOTAL revenue

RM (million)



NET property income

RM (million)



Notes:

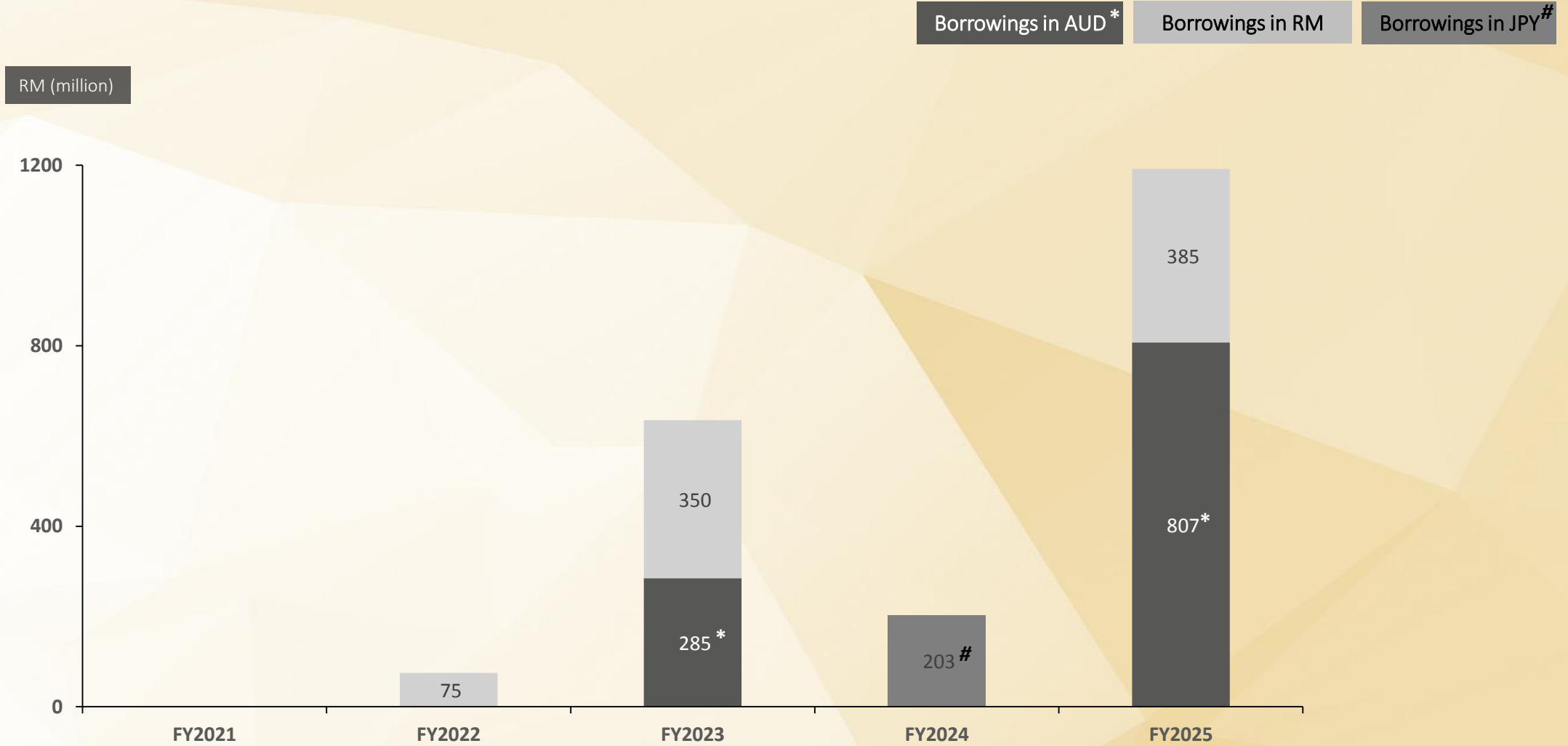
[^] Includes accrued lease income of RM56.181 million pursuant to rental variations.

^{*} Includes accrued lease income of RM6.587 million pursuant to rental variations.



3

Capital management



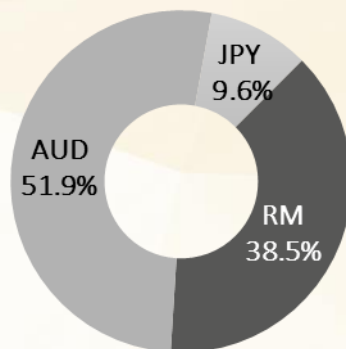
Notes:

^ Excluding the effects of capitalised transaction costs.


* RM equivalent based on the exchange rate of A\$1.00: RM3.1627 as at 31 March 2021.

RM equivalent based on the exchange rate of JPY100: RM3.7521 as at 31 March 2021.

CURRENCY



INTEREST RATE



	31 March 2021	31 December 2020	Change
Borrowings [^] (RM'000)	2,104,401	2,086,567	+ 0.9%
Total Asset Value (RM'000)	4,760,033	4,753,633	+ 0.1%
Gearing (%)	44.2%	43.9%	+ 0.3 pp
Average Interest Rates (%) *			
- Borrowings in Ringgit Malaysia	4.2%	4.3%	(0.1 pp)
- Borrowings in Australian Dollar	2.0%	2.1%	(0.1 pp)
- Borrowings in Japanese Yen	0.8%	0.8%	-
Interest Cover * [#]	3.3 x	3.2 x	0.1 x

Notes:

* For the respective Quarter.

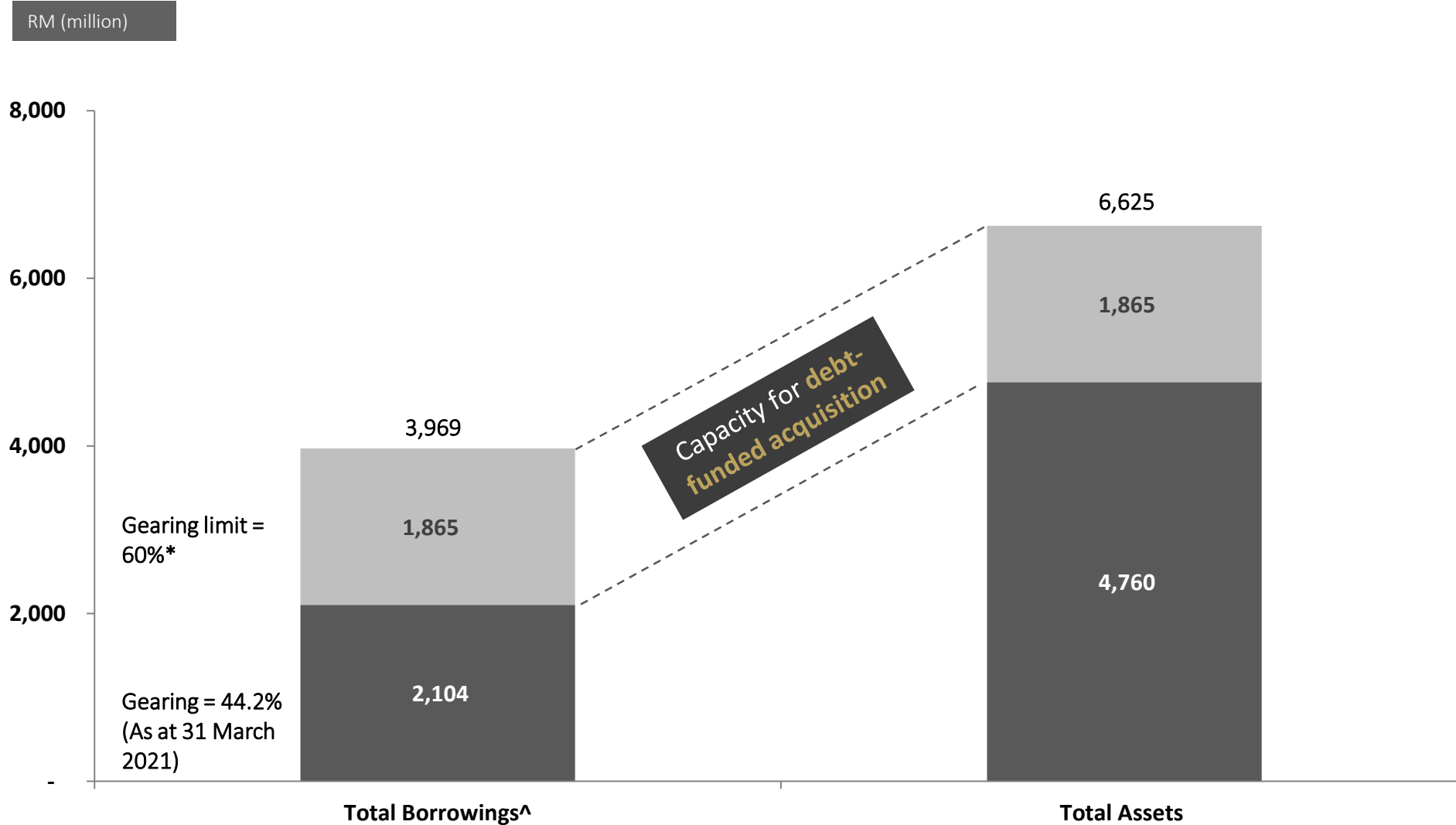
[^] Excluding the effects of capitalised transaction costs.

[#] Computed as NPI / Finance Cost

^α Denominated in RM.

^β 51.9% denominated in AUD, 9.6% denominated in JPY and 18.3% denominated in RM.

DEBT HEADROOM OF ~RM1,865 million FOR ACQUISITIONS



Notes:

[^] Excluding the effects of capitalised transaction costs.

* SC granted temporary increase in gearing limit from 50% to 60% until 31 December 2022.

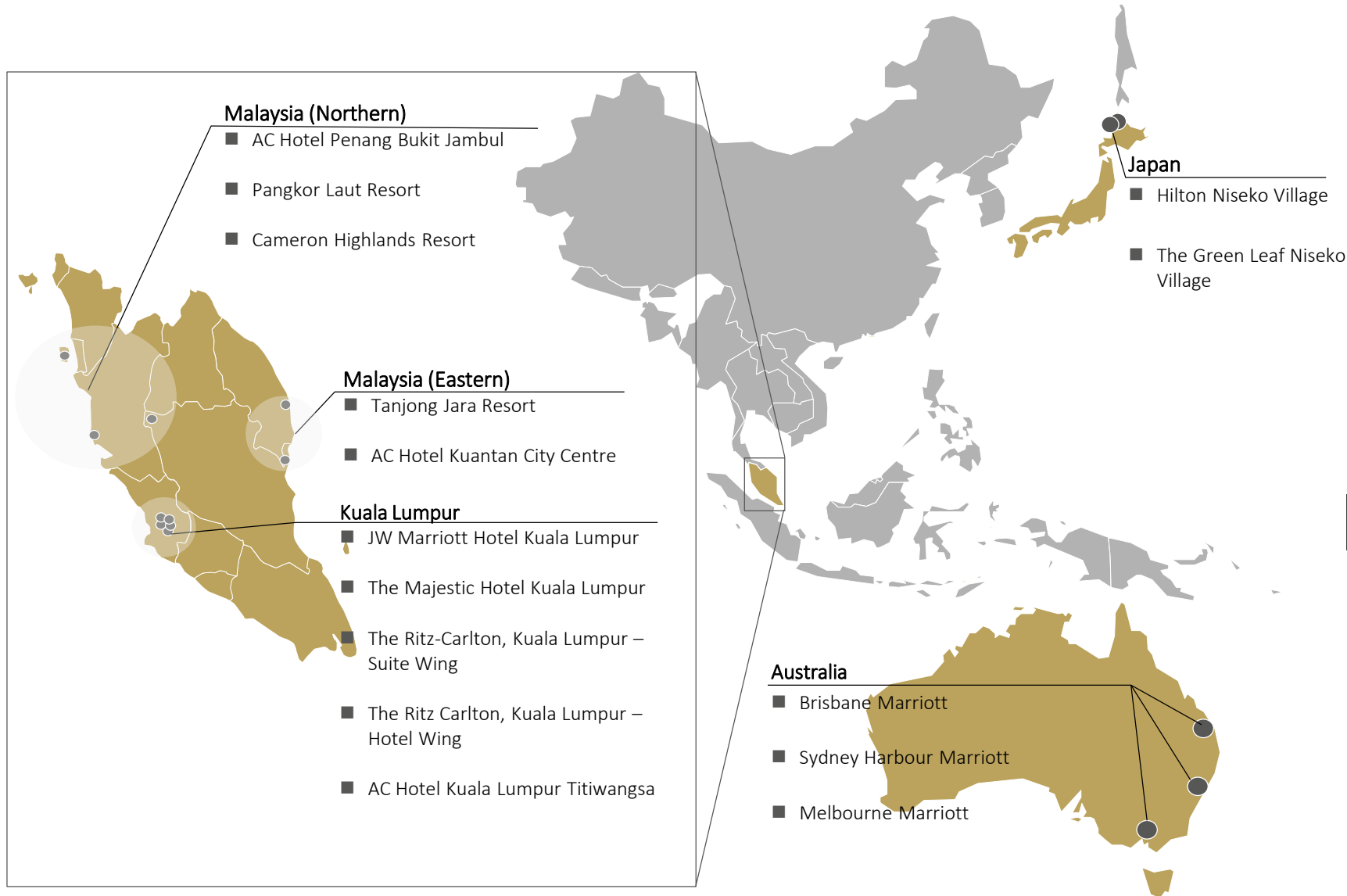


4

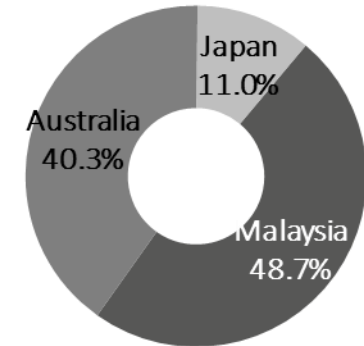
Asset management

LUXURY HOTELS & SERVICED RESIDENCES IN 3 COUNTRIES

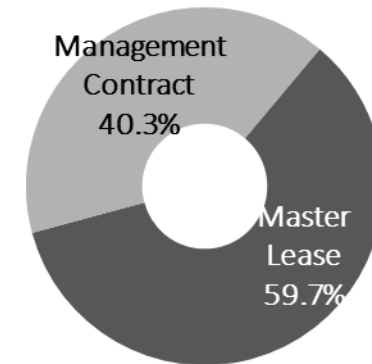
YTL HOSPITALITY REIT



ASSET breakdown (by Country)⁽¹⁾



ASSET breakdown (by Contract Type)⁽¹⁾



Note:

(1) Based on investment properties and property, plant & equipment as at 31 March 2021.

	FY2013	FY2014	FY2015	FY2016	FY2017	FY2018	FY2019	FY2020	3QFY2021
Malaysia	Under Master Leases								
Japan	Under Master Leases								
Australia	83.1% ⁽¹⁾	84.2%	84.4%	86.4%	86.9%	87.8%	84.9%	73.1% ⁽²⁾	48.7% ⁽²⁾

Notes:

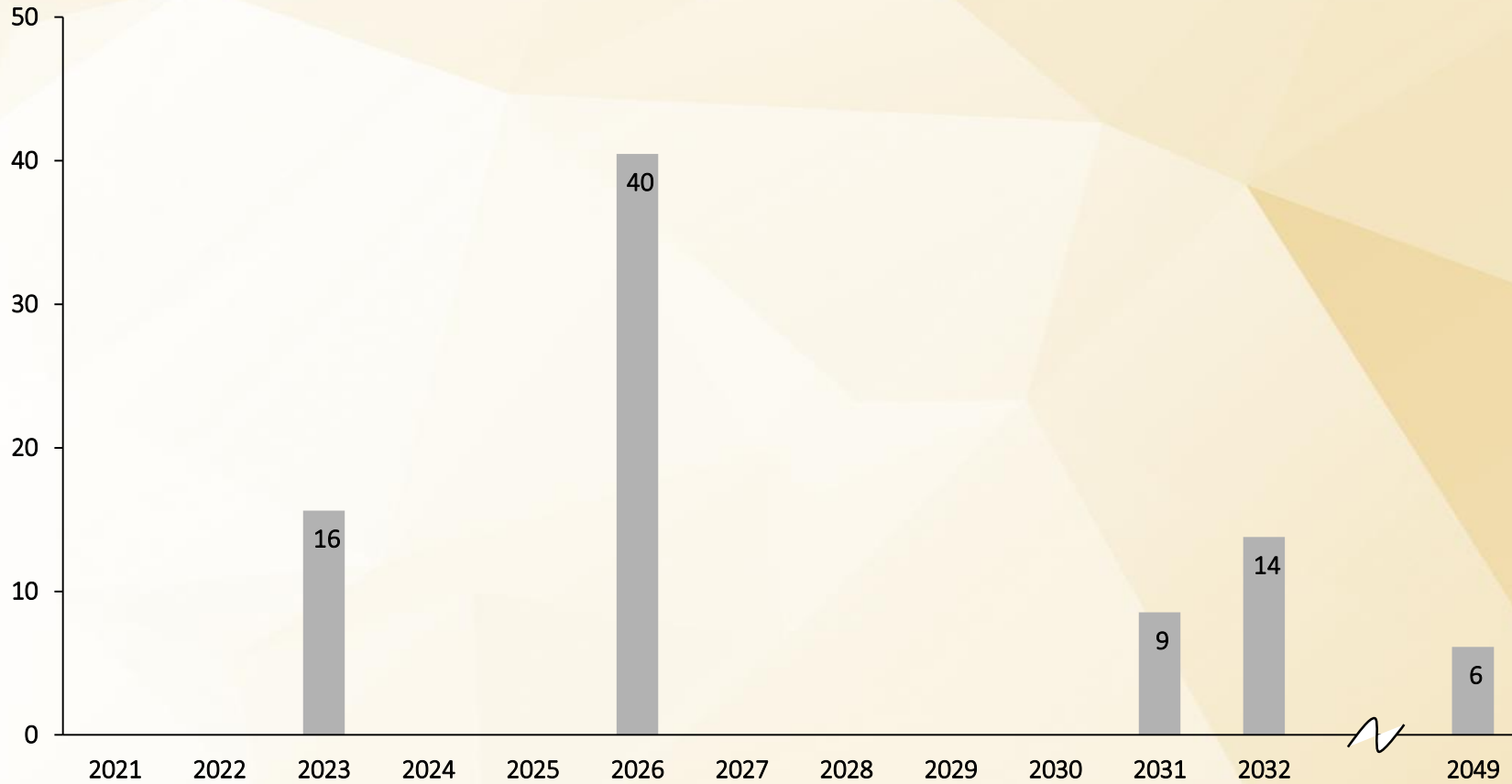
(1) For 1 July 2012 to 30 June 2013 which includes certain pre-acquisition period as the properties were acquired on 29 November 2012.

(2) Due to the impact of the COVID-19 pandemic.

NET property income
(% of total *)

Master leases

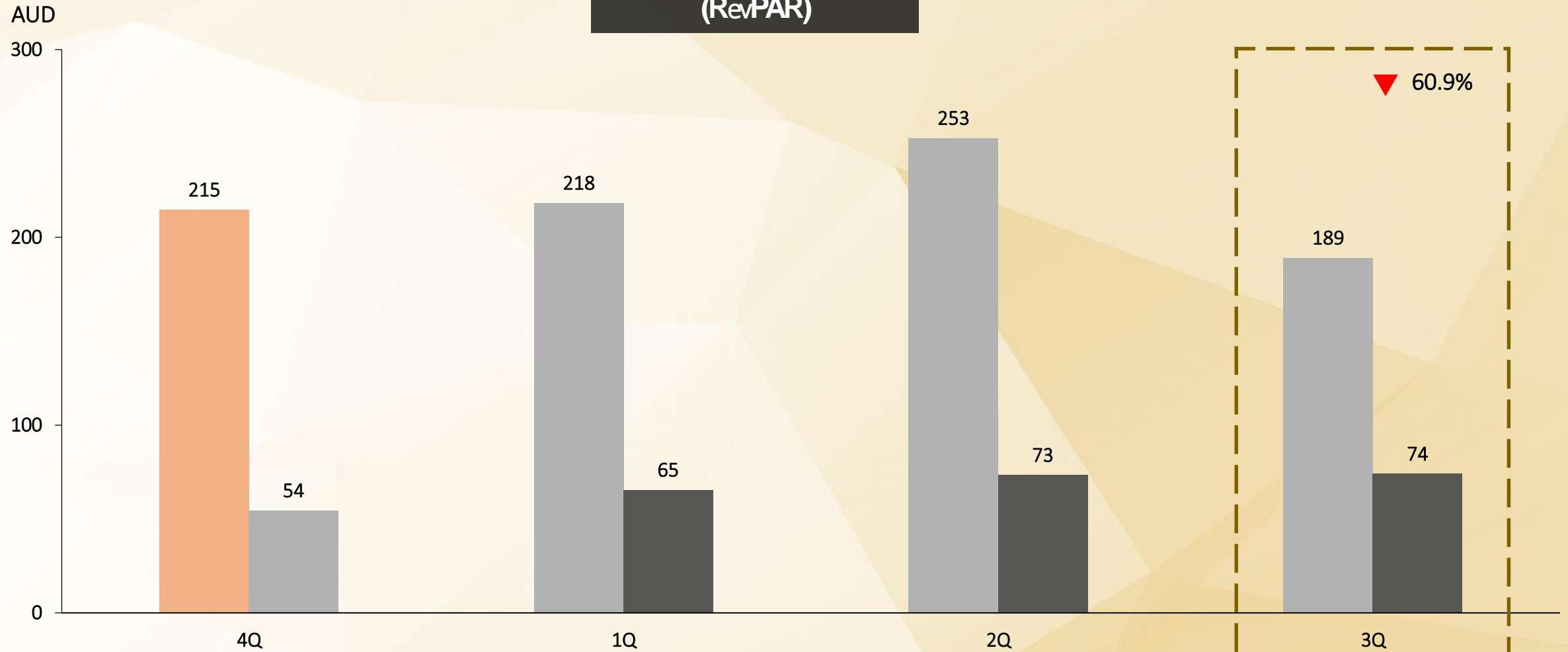
NET property income
(% of total *)



Note:
* For 3Q FY2021.

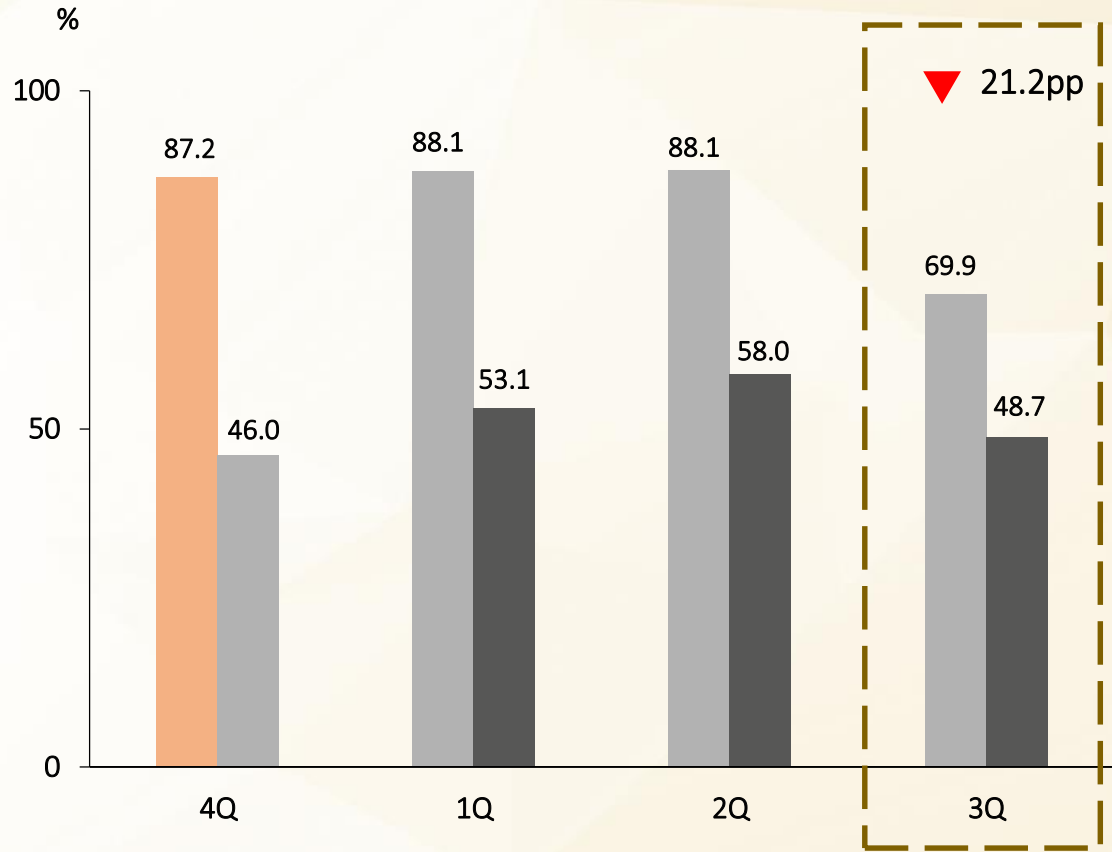
REVENUE per available room (RevPAR)

FY2019 FY2020 FY2021

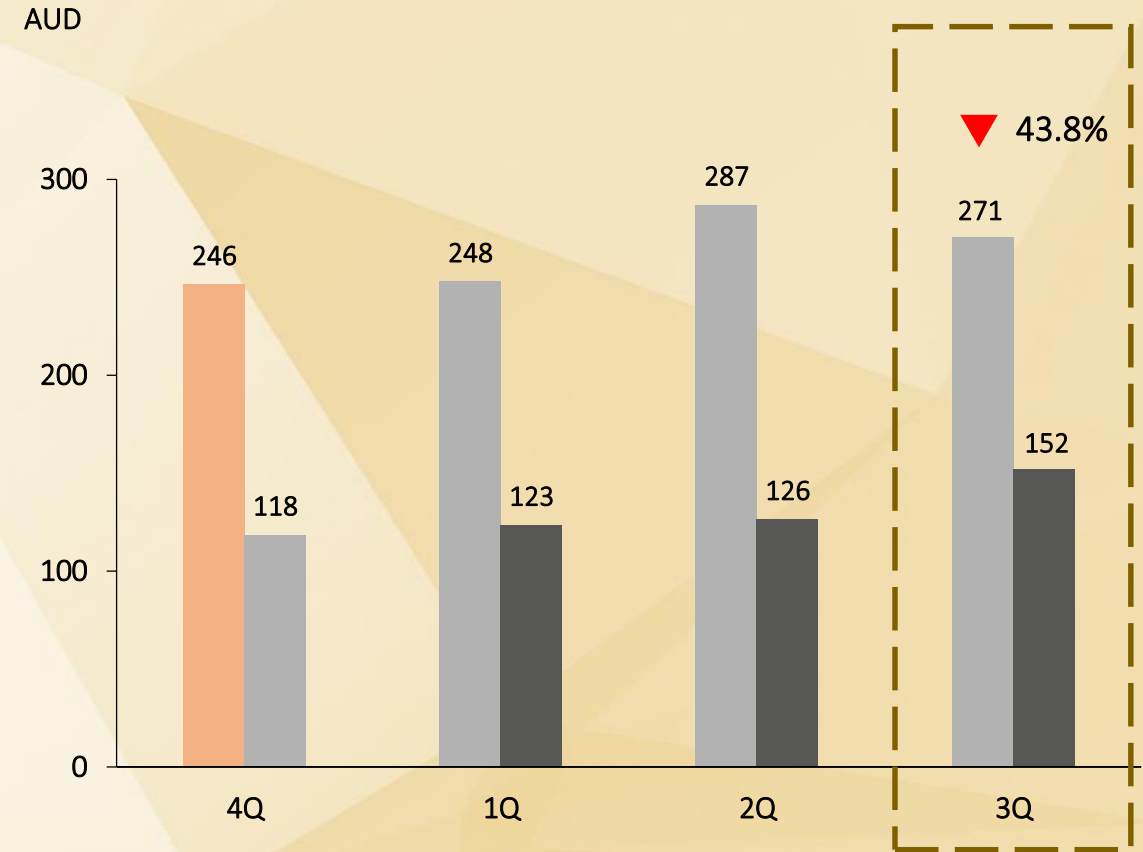


FY2019 FY2020 FY2021

Average occupancy



Average daily rate (ADR)





5

Appendices

Address	No. 183, Jalan Bukit Bintang, 55100 Kuala Lumpur
Description	A 5-star hotel with 578 rooms located on part of an 8-level podium block and entire 24-level tower block of Starhill Gallery together with car park bays located partially at basement 1 and 4 and the entire basement 2, 3 and 5 of JW Marriott Hotel Kuala Lumpur
Tenure	Freehold
Master lease expiry	31 December 2023
Master lease remaining ⁽¹⁾	3 years
Annual rental ⁽²⁾	Hotel: RM14.85 million Car park: RM2.04 million
No. of rooms	578
Acquisition date	16 December 2005
Valuation ⁽³⁾	RM523 million



Notes:

1. Lease remaining calculated as at 31 March 2021. There is an option for the lessee to renew the lease upon expiry.
2. Derived by annualising the applicable monthly rental as at 31 March 2021. Supplementary agreement executed to vary existing lease to reflect the terms of the rental variation on the hotel property.
3. As at 31 May 2020.

Address	No. 5, Jalan Sultan Hishamuddin, 50000 Kuala Lumpur
Description	A 5-star hotel comprising Majestic Wing (original historic hotel building) with 47 luxurious suites, Tower Wing with 253 guestrooms and suites, Majestic Ballroom with seating capacity of 1,200 for banquet or 1,500 theatre-style, Contango restaurant with seating capacity of 250, Colonial Cafe with seating capacity of 120, Orchid Conservatory with seating capacity of 15 and 3 levels of basement car park
Tenure	90-year registered lease expiring on 11 May 2091
Master lease expiry	2 November 2032
Master lease remaining ⁽¹⁾	12 years
Annual rental ⁽²⁾	RM13.30 million
No. of rooms	300
Acquisition date	3 November 2017
Valuation ⁽³⁾	RM390 million



Notes:

1. Lease remaining calculated as at 31 March 2021. There is an option for the lessee to renew the lease upon expiry.
2. Derived by annualising the applicable monthly rental as at 31 March 2021. Supplementary agreement executed to vary existing lease to reflect the terms of the rental variation.
3. As at 31 May 2020.

Address	No. 168, Jalan Imbi, 55100 Kuala Lumpur
Description	Parcel 1: 60 units of hotel suites, 4 levels of commercial podium, 1 level of facilities deck and 2 levels of basement car park Parcel 2: 50 units of hotel suites, 4 units of penthouses and 1 level of basement car park
Tenure	Freehold
Master lease expiry	30 June 2031
Master lease remaining ⁽¹⁾	10 years
Annual rental ⁽²⁾	RM8.19 million
No. of rooms	114
Acquisition date	16 May 2007 & 15 November 2011
Valuation ⁽³⁾	Parcel 1: RM211 million Parcel 2: RM102 million



Notes:

1. Lease remaining calculated as at 31 March 2021. There is an option for the lessee to renew the lease upon expiry.
2. Derived by annualising the applicable monthly rental as at 31 March 2021. Supplementary agreement executed to vary existing lease to reflect the terms of the rental variation.
3. As at 31 May 2020.

Address	No. 168, Jalan Imbi, 55100 Kuala Lumpur
Description	22-storey 5-star hotel building comprising 251 rooms with 4-storey basement car park
Tenure	Freehold
Master lease expiry	14 November 2026
Master lease remaining ⁽¹⁾	6 years
Annual rental ⁽²⁾	RM10.81 million
No. of rooms	251
Acquisition date	15 November 2011
Valuation ⁽³⁾	RM360 million



Notes:

1. Lease remaining calculated as at 31 March 2021. There is an option for the lessee to renew the lease upon expiry.
2. Derived by annualising the applicable monthly rental as at 31 March 2021. Supplementary agreement executed to vary existing lease to reflect the terms of the rental variation.
3. As at 31 May 2020.

Address	No. 9, Jalan Lumut, Off Jalan Ipoh, 50400 Kuala Lumpur
Description	17-storey hotel building with 364 rooms and 2-storey basement car park
Tenure	Freehold
Master lease expiry	14 November 2026
Master lease remaining ⁽¹⁾	6 years
Annual rental ⁽²⁾	RM4.31 million
No. of rooms	364
Acquisition date	15 November 2011
Valuation ⁽³⁾	RM139 million



Notes:

1. Lease remaining calculated as at 31 March 2021. There is an option for the lessee to renew the lease upon expiry.
2. Derived by annualising the applicable monthly rental as at 31 March 2021. Supplementary agreement executed to vary existing lease to reflect the terms of the rental variation.
3. As at 31 May 2020.

Address	No. 213, Jalan Bukit Gambir, Bukit Jambul, 11950 Pulau Pinang
Description	17-storey Hotel Wing with 238 hotel rooms and 26-storey Suite Wing with 189 hotel suites with an annexed 3-storey podium
Tenure	99-year leasehold expiring on 27 October 2094
Master lease expiry	14 November 2026
Master lease remaining ⁽¹⁾	6 years
Annual rental ⁽²⁾	RM4.31 million
No. of rooms	427
Acquisition date	15 November 2011
Valuation ⁽³⁾	RM121 million



Notes:

1. Lease remaining calculated as at 31 March 2021. There is an option for the lessee to renew the lease upon expiry.
2. Derived by annualising the applicable monthly rental as at 31 March 2021. Supplementary agreement executed to vary existing lease to reflect the terms of the rental variation.
3. As at 31 May 2020.

Address	Jalan Teluk Sisek, 25000 Kuantan, Pahang
Description	8-storey hotel building with 215 rooms
Tenure	99-year leasehold expiring on 11 July 2092
Master lease expiry	14 November 2026
Master lease remaining ⁽¹⁾	6 years
Annual rental ⁽²⁾	RM3.15 million
No. of rooms	215
Acquisition date	15 November 2011
Valuation ⁽³⁾	RM90 million



Notes:

1. Lease remaining calculated as at 31 March 2021. There is an option for the lessee to renew the lease upon expiry.
2. Derived by annualising the applicable monthly rental as at 31 March 2021. Supplementary agreement executed to vary existing lease to reflect the terms of the rental variation.
3. As at 31 May 2020.

Address	Pangkor Laut Island, 32200 Lumut, Perak Darul Ridzuan
Description	36 units of Garden Villas, 52 units of Hill Villas, 8 units of Beach Villas and 1 unit of Pavarotti Suite
Tenure	99-year registered lease expiring on 21 May 2095
Master lease expiry	14 November 2026
Master lease remaining ⁽¹⁾	6 years
Annual rental ⁽²⁾	RM4.41 million
No. of rooms	97
Acquisition date	15 November 2011
Valuation ⁽³⁾	RM119 million



Notes:

1. Lease remaining calculated as at 31 March 2021. There is an option for the lessee to renew the lease upon expiry.
2. Derived by annualising the applicable monthly rental as at 31 March 2021. Supplementary agreement executed to vary existing lease to reflect the terms of the rental variation.
3. As at 31 May 2020.

Address	Batu 8, Off Jalan Dungun, 23000 Dungun, Terengganu Darul Iman
Description	Small luxury boutique resort with 100 rooms
Tenure	60-year leasehold expiring on 4 December 2067
Master lease expiry	14 November 2026
Master lease remaining ⁽¹⁾	6 years
Annual rental ⁽²⁾	RM3.68 million
No. of rooms	100
Acquisition date	15 November 2011
Valuation ⁽³⁾	RM103 million



Notes:

1. Lease remaining calculated as at 31 March 2021. There is an option for the lessee to renew the lease upon expiry.
2. Derived by annualising the applicable monthly rental as at 31 March 2021. Supplementary agreement executed to vary existing lease to reflect the terms of the rental variation.
3. As at 31 May 2020.

Address	By the Golf Course, 39000 Tanah Rata, Cameron Highlands, Pahang Darul Makmur
Description	3-storey luxury resort with a 2-storey spa village block with 56 rooms and suites and a single storey building
Tenure	99-year leasehold expiring on 9 December 2108
Master lease expiry	14 November 2026
Master lease remaining ⁽¹⁾	6 years
Annual rental ⁽²⁾	RM2.10 million
No. of rooms	56
Acquisition date	15 November 2011
Valuation ⁽³⁾	RM60 million



Notes:

1. Lease remaining calculated as at 31 March 2021. There is an option for the lessee to renew the lease upon expiry.
2. Derived by annualising the applicable monthly rental as at 31 March 2021. Supplementary agreement executed to vary existing lease to reflect the terms of the rental variation.
3. As at 31 May 2020.

Address	Aza-Soga, Niseko-cho, Abuta-gun, Hokkaido
Description	16-storey hotel building with 1-storey of basement comprising 506 rooms
Tenure	Freehold
Master lease expiry	21 December 2026
Master lease remaining ⁽¹⁾	6 years
Annual rental ⁽²⁾	RM8.16 million
No. of rooms	506
Acquisition date	22 December 2011
Valuation ^(3, 4)	JPY7,250 million (RM272.03 million)



Notes:

1. Lease remaining calculated as at 31 March 2021. There is an option for the lessee to renew the lease upon expiry.
2. Derived by annualising the applicable monthly rental as at 31 March 2021. Supplementary agreement executed to vary existing lease to reflect the terms of the rental variation.
3. As at 30 April 2020.
4. RM equivalent based on the exchange rate of JPY100:RM3.7521 as at 31 March 2021.

Address	Aza-Higashiyama, Niseko-cho, Abuta-gun, Hokkaido
Description	5-storey hotel building with 1-storey of basement comprising 200 rooms
Tenure	Freehold
Master lease expiry	25 September 2048
Master lease remaining ⁽¹⁾	28 years
Annual rental ^(2,4)	JPY315 million (RM11.82 million)
No. of rooms	200
Acquisition date	26 September 2018
Valuation ^(3, 4)	JPY6,070 million (RM227.75 million)



Notes:

1. Lease remaining calculated as at 31 March 2021. There is an option for the lessee to renew the lease upon expiry.
2. Derived by annualising the applicable monthly rental as at 31 March 2021.
3. As at 30 April 2020.
4. RM equivalent based on the exchange rate of JPY100:RM3.7521 as at 31 March 2021.

Address	30 Pitt Street, Sydney, New South Wales
Description	33-storey hotel building with central atrium comprising 595 rooms including 3 levels of basement with car parking bays
Tenure	Freehold
No. of rooms	595
Acquisition date	29 November 2012
Valuation ^(1, 2)	AUD445 million (RM1,407.40 million)



Notes:

1. As at 30 April 2020.
2. RM equivalent based on the exchange rate of A\$1.00:RM3.1627 as at 31 March 2021.

Address	515 Queen Street, Brisbane, Queensland
Description	28-storey hotel building comprising 267 rooms with 3 levels of basement with car parking bays
Tenure	Freehold
No. of rooms	267
Acquisition date	29 November 2012
Valuation ^(1, 2)	AUD80 million (RM253.02 million)



Notes:

1. As at 30 April 2020.
2. RM equivalent based on the exchange rate of A\$1.00:RM3.1627 as at 31 March 2021.

Address	Corner Exhibition and Lonsdale Streets, Melbourne, Victoria
Description	16-storey hotel building comprising 186 rooms with 5 split levels of car park
Tenure	Freehold
No. of rooms	186
Acquisition date	29 November 2012
Valuation ^(1, 2)	AUD72 million (RM227.71 million)



Notes:

1. As at 30 April 2020.
2. RM equivalent based on the exchange rate of A\$1.00:RM3.1627 as at 31 March 2021.

This presentation shall be read in conjunction with YTL Hospitality REIT's interim financial report for the quarter ended 31 March 2021, a copy of which is available on www.bursamalaysia.com and www.ytlhospitalityreit.com.

This presentation is for information purposes only and does not constitute an offer, invitation, solicitation or advertisement with respect to the purchase or sale or subscription of any units or securities of YTL Hospitality REIT and no part of it shall form the basis of, or be relied on in connection with, any contract, commitment, credit evaluation or investment decision whatsoever or any recommendation to subscribe, sell or purchase any units or securities of YTL Hospitality REIT. Each interested party should make its own independent assessment and obtain its own independent legal or other advice thereon.

This presentation may not be used for any purpose, may not be distributed to or disclosed to or filed with any other person including any government or regulatory authority, and may not be reproduced in any form, in whole or in part.

This presentation is not intended for distribution, publication or use in the United States or any other countries or jurisdiction prohibited or restricted by its applicable laws. Neither this document nor any part or copy of it may be taken or transmitted into the United States or distributed, directly or indirectly, in the United States.

This presentation may contain forward looking statements which are subject to changes due to a number of risks, uncertainties and assumptions. Representative examples of these factors include (without limitation) general industry and economic conditions, interest rate trends, cost of capital and capital availability including availability of financing in the amounts and on the terms necessary to support future business, availability of real estate properties, competition from other companies/entities, changes in operating expenses including employee wages, benefits and training and property expenses and regulatory and public policy changes. These forward looking statements are based on estimates and assumptions of the management's current view of future events and these forward looking statements speak only as at the date of which they are made. None of YTL Hospitality REIT, its trustee, its manager, any of its or their respective agents, employees or advisors intends or has any duty or obligation to supplement, amend, update or revise any forward looking statement contained herein to reflect any changes in circumstances, conditions, events or expectations upon which any such forward looking statement is based. Past performance is not necessarily indicative of its future performance. Nothing in this presentation is, or should be relied on, as a promise or representation as to the future.

Neither YTL Hospitality REIT, its trustee, its manager, any of its or their respective agents, employees or advisors accept any liability or responsibility for the accuracy or reliability or completeness of, nor makes nor will make any representation or warranty, express or implied, with respect to, the information contained in this presentation or on which this presentation is based.

Any discrepancy between the individual amounts and the total thereof in this document is due to rounding.

PINTAR PROJEK SDN BHD

199401028328 (314009-W)

Manager of YTL Hospitality REIT

33rd Floor

Menara YTL

205 Jalan Bukit Bintang

55100 Kuala Lumpur

Malaysia

Tel: 603 2038 0888

Fax: 603 2038 0388

Email: ir@ytlhospitalityreit.com

www.ytlhospitalityreit.com